

# REMINGTON CHAIN SAW

**PL-4**

## Illustrated Parts List

**IMPORTANT**

DO NOT USE KEY NUMBERS WHEN ORDERING SERVICE PARTS.  
ALWAYS ORDER COMPONENTS BY PART NUMBER AND DESCRIPTION.  
INCLUDE MODEL AND SERIAL NUMBERS.

STARTING WITH  
SERIAL RA 450

Key NO.	Part NO.	Description	QTY
1	64415	BAFFLE, Muffler	1
2	61546	BEARING, Thrust	2
3	64327	BELLOWS, Link, Throttle	1
4	64349	BLOCK, Adjusting, Bar, Guide	1
5	64316	BODY, Muffler	1
6	64318	BRACKET, Carburetor	1
7	64557	BRACKET, Retaining, Oil Line	1
8	64409	BUTTON, Choke	1
9	64368	BUTTON, Latch, Throttle	1
10	64329	CAP ASSY, Fuel, Includes:	1
-1	60303	RING, "O"	1
11	64395	CAP ASSY, Oil, Includes:	1
-1	64959	RING, "O"	1
12	66702	CARBURETOR, Includes:	1
-1	66833*	DIAPHRAGM, Metering	1
-2	66834*	DIAPHRAGM, Pump, Fuel	1
-3	66835	GASKET, Diaphragm	1
-4	66836	GASKET, Pump, Fuel	1
-5	66841*	NEEDLE, Idle	1
-6	66842*	NEEDLE, High-Speed	1
-7	66837*	VALVE, Low-Speed	1
-8	66843*	GASKET SET	1
-9	66844	REPAIR KIT	1
13	64926	CLIP, Plate, Bar, Guide	1
14	66730	CLUTCH ASSY, Includes:	1
-1	66733	PLATE, Drive	1
-2	66731	SHOE, Clutch (Set of 4)	1
-3	66732	SPRING, Clutch (Set of 4)	1
15	64868	COVER, Carburetor	1
16	66734	COVER, Clutch	1
17	64312	COVER, Handle, Rear	1
18	64416	COVER, Muffler	1
19	60030	COVER, Sparkplug	1
20	64313	COVER, Sprocket	1
21	64391	COVER ASSY, Crankcase, Includes:	1
-1	22967	BEARING, Roller	1
-2	65194	SEAL, Oil	1
-3	64358	STUD, Bar, Guide	1
22	64390	CRANKCASE ASSY, Includes:	1
-1	22967	BEARING, Roller	1
-2	65194	SEAL, Oil	1
-3	64766	STUD	4
23	64346	CRANKSHAFT	1
24	65313	CUP ASSY, Starter, Includes:	1
-1	64384	CUP	1
-2	65579	SCREEN	1

Key NO.	Part NO.	Description	QTY
25	64301	CYLINDER, Includes:	1
-1	64954	INSERT, Helicoil	2
26	64474	FAN	1
27	64334	FILTER, Air	1
28	64967	FILTER, Pickup, Oil	1
29	61379A	FITTING, Line, Fuel	1
30	64364	FITTING, Oil, Exhaust	1
31	64969	FITTING, Oil, Intake	1
32	64352A	GASKET, Carburetor, Front	1
33	64352	GASKET, Carburetor, Rear	1
34	64351	GASKET, Cylinder, Plate, Reed	1
35	63250	GRIP, Handle	1
36	62845	GROMMET, Choke, Screws, Carburetor	2
37	64394	HANDLE, Front	1
38	64961	HANDLE ASSY, Rear, Includes:	1
-1	105212	PIN, Dowel	1
39	104364	KEY, Woodruff, Fan	1
40	64328	KNOB, Cover, Carburetor	1
41	64323	LIMITER, Reed	1
42	48970	LINE, Fuel	1
43	64403	LINE, Oil, Exhaust	1
44	64975	LINE, Oil, Intake	1
45	64356	LINK, Choke	1
46	64355	LINK, Throttle	1
47	103268	LOCKWASHER, .31 ID, Cup, Starter	1
48	118332	NUT, HEX, .25-20, Adjusting, Bar, Guide	1
49	64923	NUT, HEX, .25-28 (Includes Lock- washer) Cylinder	4
50	103141	NUT, HEX, .31-24, Cup, Starter	1
51	118315	NUT, HEX, .38-24, Bar, Guide	2
52	118345	NUT, HEX, .38-24, Sprocket	1
53	103048	NUT, SQ, .25-20, Handle, Front	1
54	103047	NUT, SQ, #12-24, Handle, Rear	1
55	63780	PICK UP ASSY, Fuel, Includes:	1
-1	64815	FILTER	1
-2	64915	RING, Snap	1
-3	103641	WASHER	2
56	64389	PIN, Cotter, .03x.50, Link, Choke	1
57	64302	PISTON	1
58	64319	PLATE, Bar, Guide, Inside	1
59	64320	PLATE, Bar, Guide, Outside	1
60	64953	PLATE, Muffler	1
61	65728	PLUNGER ASSY, Pump, Oil	1
-1	64409	BUTTON	1
-2	27785	RING, "O", Pump, Oil	1

\*Parts included in Repair Kit, #66844

# CS-30.2

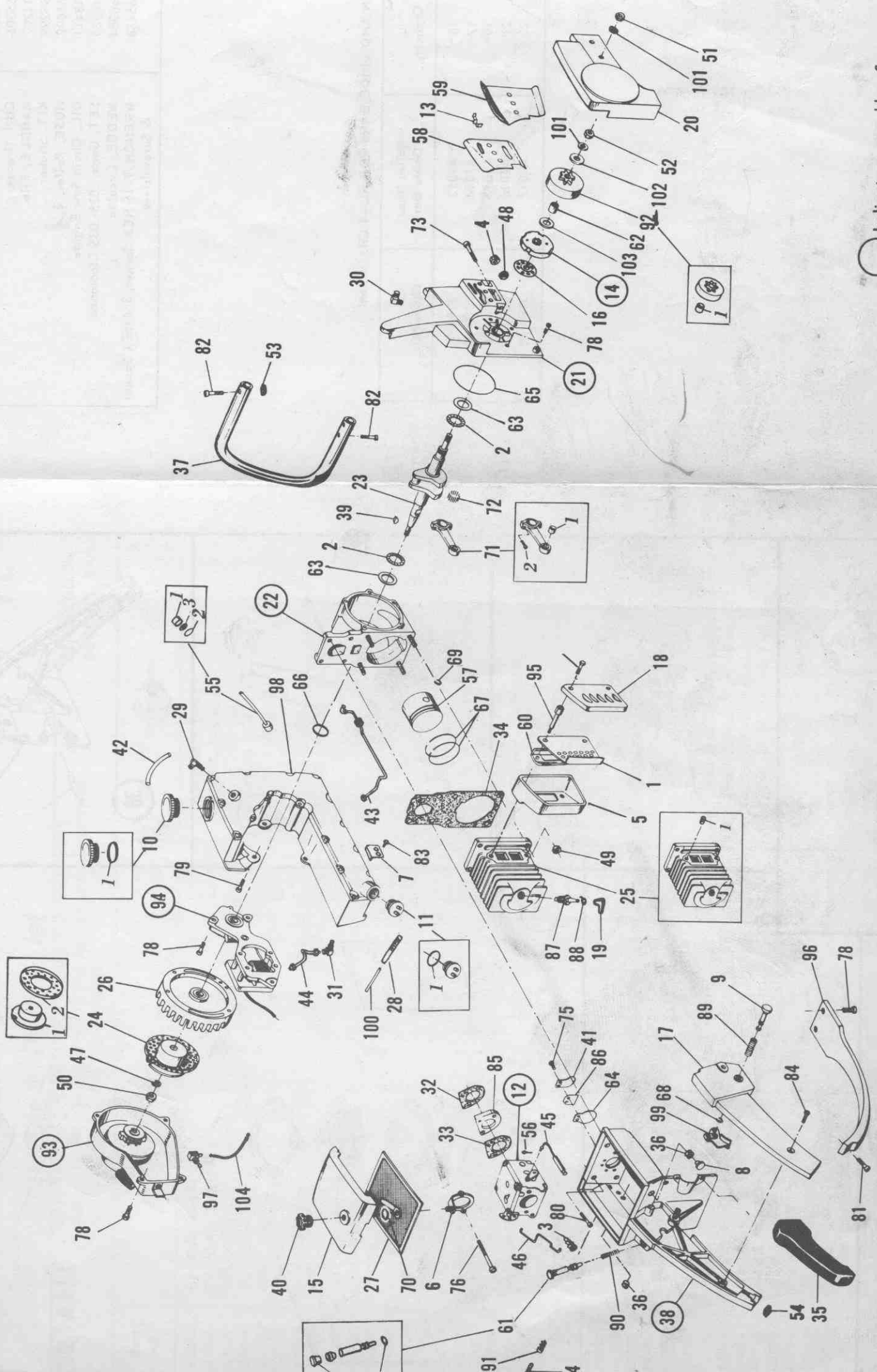
Key NO.	Part NO.	Description	QTY
62	64592	RACE, Sprocket, 3/8 Pitch	1
63	61547	RACE, Thrust	2
64	64322	REED	1
65	64343	RING, "O", Crankcase	1
66	64949	RING, "O", Plate, Stator	1
67	65296	RING, Piston (Set of 2)	1
68	65089	RING, Retaining, Latch, Throttle	1
69	64306	RING, Retaining, Pin, Piston	2
70	64386	RING, Snap, Cover, Carburetor	1
71	64393	ROD ASSY, Connecting, Includes:	1
-1	64339	BEARING, Roller	1
-2	64506	SCREW, Rod, Connecting	2
72	64338A	ROLLER, Crank (Set of 28)	1
73	101175A	SCREW, FIL-HD, .25-20x2.00, Bar, Guide	1
74	64460*	SCREW, Idle-Speed	1
75	64406	SCREW, PAN HD, #4-40x.25, Reed	2
76	64376	SEMS, HEX HD, #10-32x2.25 Carburetor	2
77	64377	SEMS, HEX Washer HD, #10-32x.56, Cover, Muffler	2
78	64372	SEMS, HEX Washer HD, #12-24x.62, Cover, Crankcase	5
		Ignition	3
		Shroud	4
		Support	2
79	64373	SEMS HEX Washer HD, #12-24x.75, Tank	3
80	64374	SEMS, HEX Washer HD, #12-24x.87, Handle, Rear	4
81	64375	SEMS, HEX Washer HD, #12-24x1.0, Support	1
82	101672B	SEMS, OVAL HD, .25-20x1.25, Handle, Front	3
83	63960A	SEMS, PAN HD, #8-32x.38, Bracket, Line, Oil	2
84	63962A	SEMS, PAN HD, #8-32x.62, Cover, Handle	2
85	64325	SPACER, Carburetor	1
86	64324	SPACER, Reed	1
87	65292	SPARKPLUG	1
88	60029	SPRING, Connector, Sparkplug	1

\*Parts Included in Repair Kit #66844

Key NO.	Part NO.	Description	QTY
89	64367	SPRING, Latch, Throttle	1
90	64366	SPRING, Pump, Oil	1
91	64461*	SPRING, Screw, Idle-Speed	1
92	A23-387	SPROCKET ASSY, 3/8 Pitch, Includes:	1
-1	11335	BEARING, Roller	1
93	64342	STARTER ASSY, Includes:	1
-1	64350**	BUSHING	1
-2	64443	CORD	1
-3	64431	HANDLE	1
-4	64430	HOUSING	1
-5	64432	INSERT, Handle	1
-6	60807	RING, Retaining	1
-7	60816	ROTOR	1
-8	66158	SHIELD, Dust	1
-9	64433	SHIELD, Spring	1
-10	60832	SHOE, Friction	1
-11	60809	SPRING, Brake	1
-12	60817A	SPRING, Rewind	1
-13	64078	WASHER, Fiber	2
-14	60808	WASHER, Retainer, Brake	1
-15	103638	WASHER, Rope	1
94	64475	STATOR ASSY, Ignition, Includes:	1
-1	64478	BREAKER	1
-2	64477	COIL	1
-3	64479	CONDENSER	1
-4	64484	COVER, Dust	1
-5	64485	GASKET, Cover	1
-6	64807	WASHER, Felt	1
-7	64945	WIPER, Felt	1
-8	64487	WIRE, Sparkplug	1
95	64380	STUD, Muffler	2
96	64317	SUPPORT, Handle, Rear	1
97	64345	SWITCH, Stop	1
98	64998	TANK ASSY, Fuel & Oil, Includes:	1
-1	60383	FITTING, Vent, Oil (not shown)	1
99	64326	THROTTLE	1
100	64974	TUBE, Pickup, Oil	1
101	62187	WASHER, Cover, Sprocket	3
102	64321	WASHER, Sprocket, Outer	1
103	64768	WASHER, Thrust, Sprocket	1
104	64357	WIRE, Ground, Ignition	1

\*\*Parts Included in Housing #64430

4441  
 4442  
 4443  
 4444  
 4445  
 4446  
 4447  
 4448  
 4449  
 4450  
 4451  
 4452  
 4453  
 4454  
 4455  
 4456  
 4457  
 4458  
 4459  
 4460  
 4461  
 4462  
 4463  
 4464  
 4465  
 4466  
 4467  
 4468  
 4469  
 4470  
 4471  
 4472  
 4473  
 4474  
 4475  
 4476  
 4477  
 4478  
 4479  
 4480  
 4481  
 4482  
 4483  
 4484  
 4485  
 4486  
 4487  
 4488  
 4489  
 4490  
 4491  
 4492  
 4493  
 4494  
 4495  
 4496  
 4497  
 4498  
 4499  
 4500



○ Indicates assembly. See exploded view of that assembly.




13688  
35219  
64900  
65306  
14207  
65299  
65090  
48411  
48535  
66364  
65478

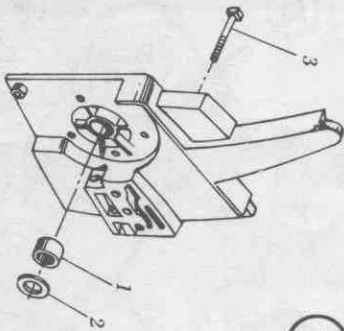
FILE, Flat, 8" x 5/8"  
FILE, Round, 8" x 7/32"  
GUIDE, File 3/8"  
GUN, Grease  
HANDLE, File  
KIT, Sticker  
NOSE, Roller, 2  
OIL, Chain Saw Engine  
SET, Gage, .025-.035 Clearance  
WEDGE, Cyclocac  
WRENCH, 9/16 HEX Socket, 3/4 HEX Socket  
& Screwdriver

CHAIN AND GUIDE BARS FOR PL-4 CHAIN SAW

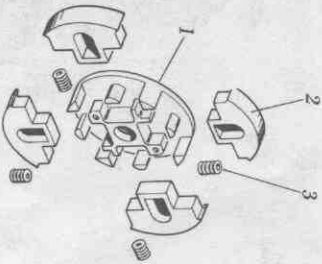
Capacity	Roller Nose Guide Bar	Chain NO.
15"	A1013	30P F56
17"	A1014	30P F62
19"	A1015	30P F68
21"	A1016	30P F72
23"	A1017	30P F78



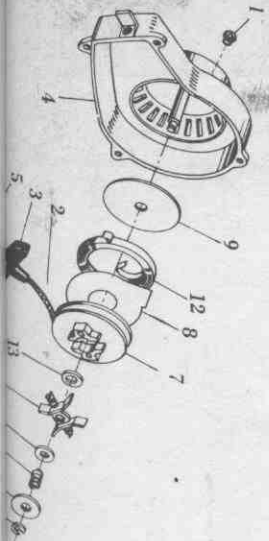
38



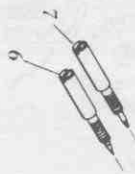
21



14



94



12

