

## REMINGTON

### CHAIN SAW

### Illustrated Parts List

ISSUED: FEB 77  
REVISED:

JOB MASTER  
YARDMASTER  
MIGHTY MITE 100  
MIGHTY MITE 200  
MIGHTY MITE 300  
MIGHTY MITE 400  
OUTDOORSMAN II  
SPORTSMAN II

STARTING WITH  
SERIAL NO. XB

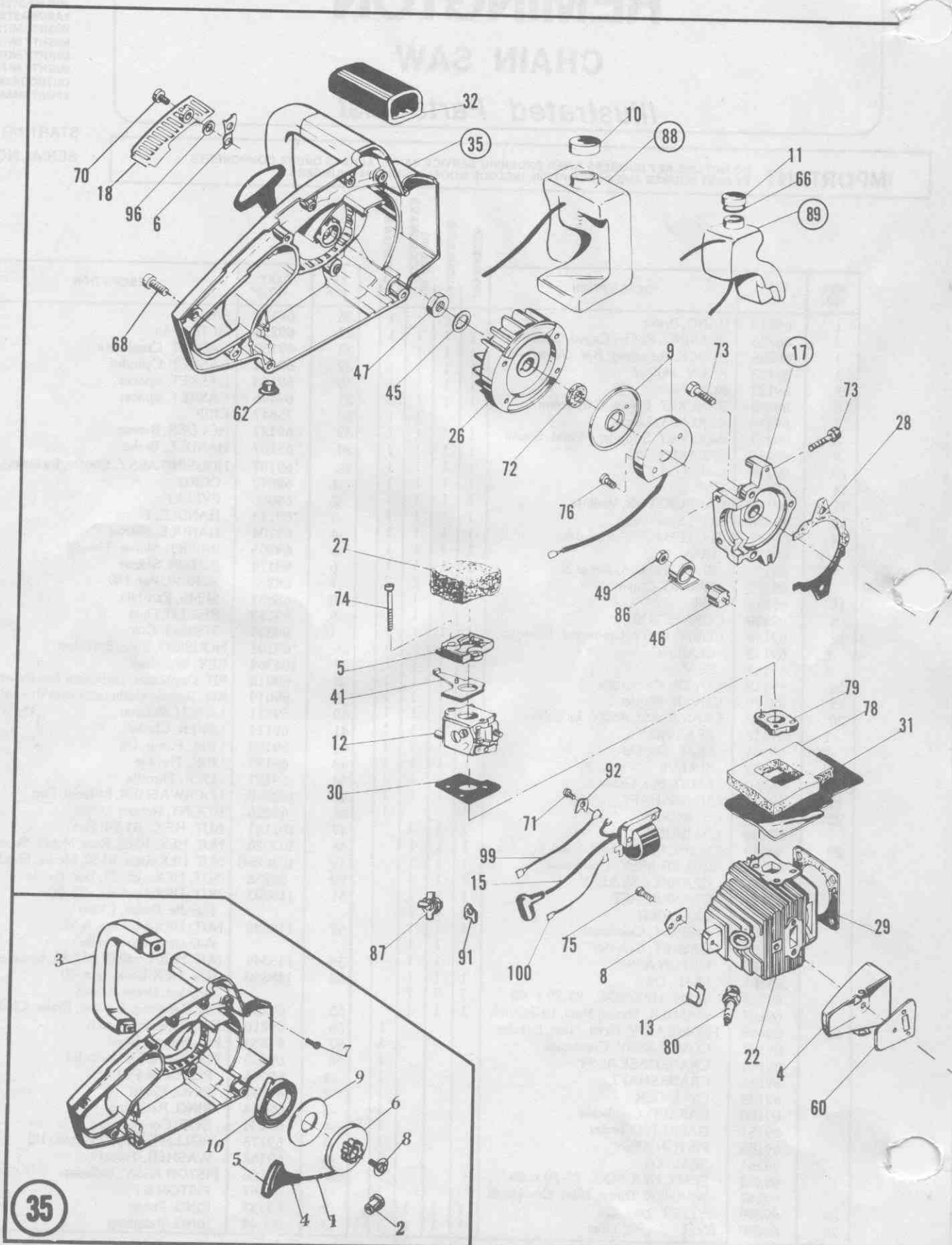
#### IMPORTANT

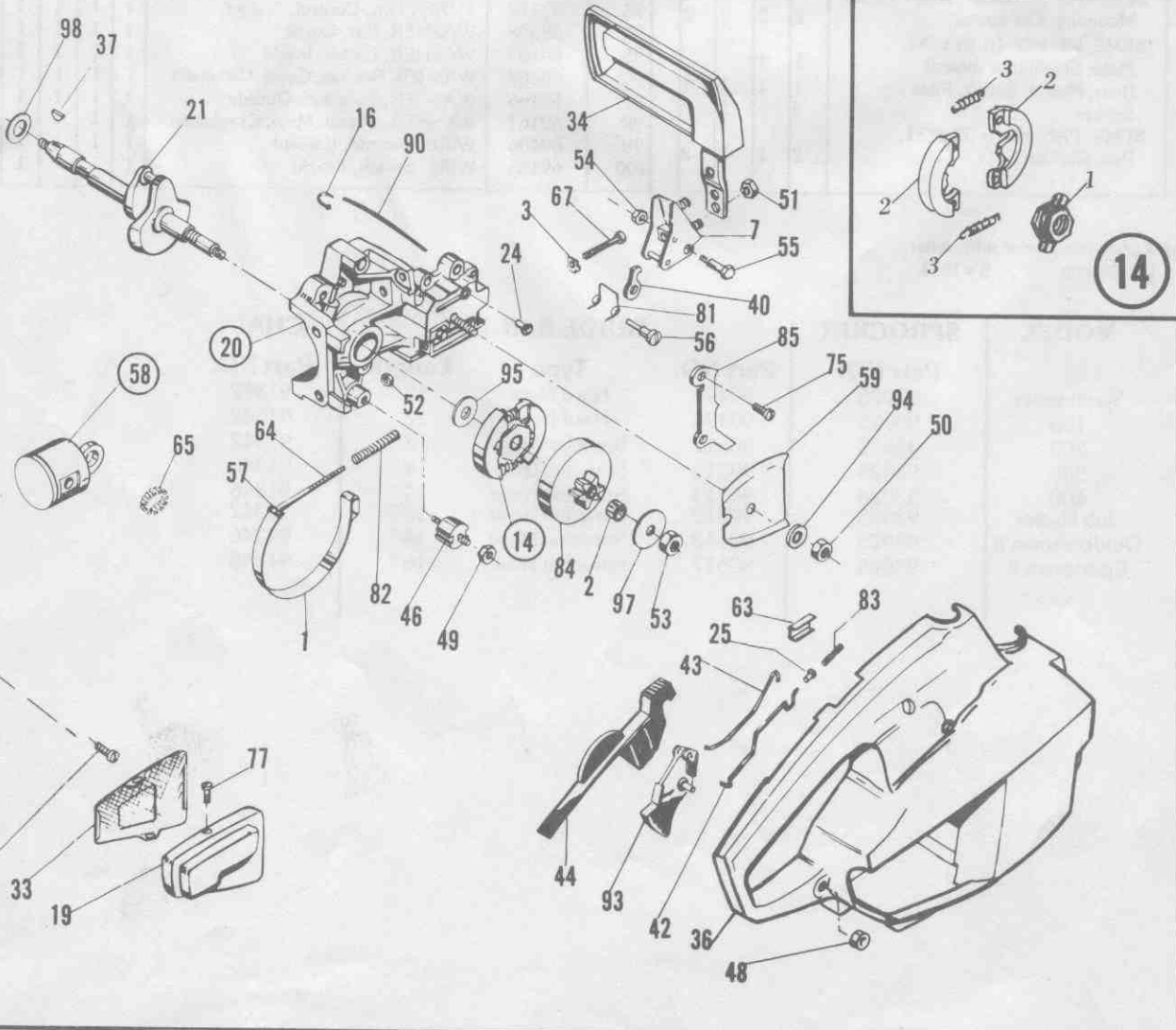
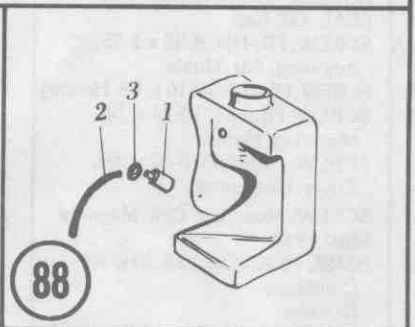
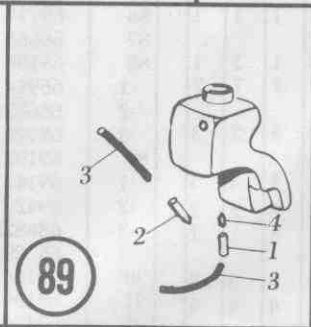
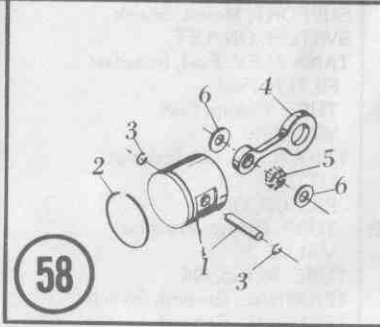
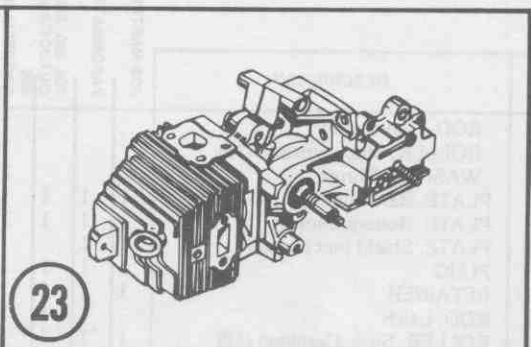
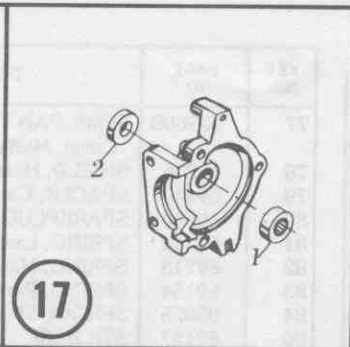
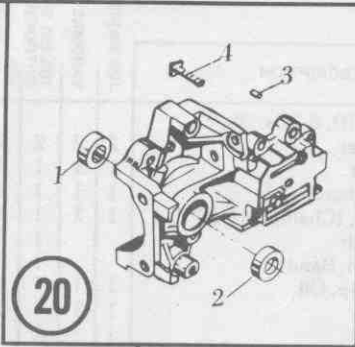
DO NOT USE KEY NUMBERS WHEN ORDERING SERVICE PARTS. ALWAYS ORDER COMPONENTS BY PART NUMBER AND DESCRIPTION, INCLUDE MODEL AND SERIAL NUMBERS.

KEY NO.	PART NO.	DESCRIPTION					KEY NO.	PART NO.	DESCRIPTION				
			JOB MASTER	YARDMASTER	100, 200, 300 OUTDOORSMAN II	400 SPORTSMAN II				JOB MASTER	YARDMASTER	100, 200, 300 OUTDOORSMAN II	400 SPORTSMAN II
1	69210	BAND, Brake			1	1	26	69173	FAN	1	1	1	1
2	66236	BEARING, Roller, Caged, Sprocket	1	1	1	1	27	69238	FILTER, Air	1	1	1	1
3	66256	BLOCK, Adjusting, Bar, Guide	1	1	1	1	28	69150	GASKET, Crankcase	1	1	1	1
4	69123	BODY, Muffler	1	1	1	1	29	69151	GASKET, Cylinder	1	1	1	1
5	69122	BOX, Filter	1	1	1	1	30	69148	GASKET, Spacer	1	1	1	1
6	69188	BRACKET, Cover, Carburetor	1	1	1	1	31	69446	GASKET, Spacer	1	1	1	1
7	69218	BRACKET, Latch			1	1	32	75847	GRIP			1	1
8	69227	BRACKET, Support, Mount, Shock	1	1	1	1	33	69127	HOLDER, Screen	1	1	1	1
9	69181	BREAKER PKG	1	1	1	1	34	69207	HANDLE, Brake			1	1
10	69139	CAP, Fuel	1	1	1	1	35	*69107	HOUSING ASSY, Starter, Includes:	1	1	1	1
11	69140	CAP, Oil	1	1	1	1	-1	68842	CORD	1	1	1	1
12	69141	CARBURETOR, Walbro	1	1	1	1	-2	69060	EYELET	1	1	1	1
13	69428	CLIP, Sparkplug	1	1	1	1	-3	*69113	HANDLE, Front	1	1	1	1
14	69142	CLUTCH ASSY, Includes:	1	1	1	1	-4	69204	HANDLE, Starter	1	1	1	1
-1	69177	HUB	1	1	1	1	-5	69205	INSERT, Starter, Handle	1	1	1	1
-2	69178	SHOE, Friction, (set of 2)	1	1	1	1	-6	69174	ROTOR, Starter	1	1	1	1
-3	69179	SPRING, Clutch	2	2	2	2	-7	69222	SCREW, Pan-HD	2	2	2	2
15	69172	COIL	1	1	1	1	-8	68837	SEMS, Pan-HD	1	1	1	1
16	69399	CONNECTOR	1	1	1	1	-9	69163	SHIELD, Dust	1	1	1	1
17	69144	COVER ASSY, Crankcase, Includes:	1	1	1	1	-10	68835	SPRING, Coil	1	1	1	1
-1	69112	BEARING	1	1	1	1	36	*69101	HOUSING, Side, Sprocket	1	1	1	1
-2	69161	SEAL	1	1	1	1	37	104364	KEY, Woodruff	1	1	1	1
18	69118	COVER, Carburetor	1	1	1	1	38	69018	KIT, Diaphragm, Carburetor (not shown)	1	1		
19	69129	COVER, Muffler	1	1	1	1	39	69019	KIT, Repair, Carburetor (not shown)	1	1	1	1
20	69145	CRANKCASE ASSY, Includes:	1	1	1	1	40	69211	LATCH, Bracket			1	1
-1	69112	BEARING	1	1	1	1	41	69114	LEVER, Choke	1	1	1	1
-2	69161	SEAL, Oil, Lip	1	1	1	1	42	69183	LINK, Pump, Oil	1	1	1	1
-3	69215	SLEEVE	1	1	1	1	43	69182	LINK, Throttle	1	1	1	1
-4	68360	STUD, Bar, Guide	1	1	1	1	44	69121	LOCK, Throttle	1	1	1	1
21	69131	CRANKSHAFT	1	1	1	1	45	103268	LOCKWASHER, Internal, Fan	1	1	1	1
22	69108	CYLINDER				1	46	69226	MOUNT, Rubber	5	5	5	5
	69109	CYLINDER	1	1	1		47	101141	NUT, HEX, .31-24, Fan	1	1	1	1
23	69449	ENGINE ASSY, Block, Short, Includes:	1	1	1		48	103026	NUT, HEX, 10-32, Rear, Mount, Shock	1	1	1	1
	69144	COVER ASSY, Crankcase	1	1	1		49	103026B	NUT, HEX-Keps, 10-32, Mount, Shock	1	1	1	1
	69145	CRANKCASE ASSY	1	1	1		50	66258	NUT, HEX, .25-28, Bar, Guide	1	1	1	1
	69131	CRANKSHAFT	1	1	1		51	118303	NUT, HEX-Locking, .25-20, Handle, Brake, Chain			2	2
	69109	CYLINDER	1	1	1		52	118330	NUT, HEX-Locking, 8-32, Adjusting, Bar, Guide	1	1	1	1
	69150	GASKET, Crankcase	1	1	1		53	118344	NUT, HEX-Locking, .312-24, Sprocket	1	1	1	1
	69151	GASKET, Cylinder	1	1	1		54	118340	NUT, HEX-Locking, 6-40, Bracket, Brake, Chain			1	1
	69155	PISTON ASSY	1	1	1		55	69223	PIN, Retaining, Bracket, Brake, Chain			1	1
	69161	SEAL, Oil	1	1	1		56	69216	PIN, Retaining, Latch			1	1
	69162	SEMS, HEX-SOC, .25-20 x .88	7	7	7		57	41634	PIN, Spring, Band			1	1
23	69167	WASHER, Thrust, Main, Crankshaft	1	1	1		58	69155	PISTON ASSY, Includes:	1	1	1	
	69448	ENGINE ASSY, Block, Short, Includes:				1	-1	69466	PISTON & PIN	1	1	1	
	69144	COVER ASSY, Crankcase				1	-2	69132	RING, Piston	1	1	1	
	69145	CRANKCASE ASSY				1	-3	69044	RING, Retaining	1	1	1	
	69131	CRANKSHAFT				1	-4	69134	ROD, Connecting	1	1	1	
	69108	CYLINDER				1	-5	69175	ROLLER, Strip, Wristpin (18)	1	1	1	
	69150	GASKET, Crankcase				1	-6	69168	WASHER, Thrust	2	2	2	
	69151	GASKET, Cylinder				1	58	69156	PISTON ASSY, Includes:				1
	69156	PISTON ASSY				1	-1	69467	PISTON & PIN				1
	69161	SEAL, Oil				1	-2	69133	RING, Piston				1
	69162	SEMS, HEX-SOC, .25-20 x .88				7	-3	69044	RING, Retaining				1
	69167	WASHER, Thrust, Main, Crankshaft				1							
24	69209	EYELET, Line, Oil	1	1	1	1							
25	69230	EYELET, Link, Oiler	1	1	1	1							

\* = For colored parts use correct color suffix letter  
C = Red      E = Orange      S = Blue

**IMPORTANT** DO NOT USE KEY NUMBERS WHEN ORDERING SERVICE PARTS. ALWAYS ORDER COMPONENTS BY PART NUMBER AND DESCRIPTION, INCLUDE MODEL AND SERIAL NUMBERS.





KEY NO.	PART NO.	DESCRIPTION					KEY NO.	PART NO.	DESCRIPTION				
			JOB MASTER	YARDMASTER	100, 200, 300	OUTDOORSMAN II				SPORTSMAN II	JOB MASTER	YARDMASTER	100, 200, 300
-4	69134	ROD, Connecting					77	63960B	SEMS, PAN-HD, 8-32 x .38,				
-5	69175	ROLLER, Strip, Wristpin (18)							Cover, Muffler	2	2	2	2
-6	69168	WASHER, Thrust					78	69236	SHIELD, Heat	1	1	1	1
59	69136	PLATE, Bar, Guide	1	1	1	1	79	69440	SPACER, Carburetor	1	1	1	1
60	69368	PLATE, Bottom, Muffler	1	1	1	1	80	69200	SPARKPLUG, (Champion CJ-7Y)	1	1	1	1
61	69455	PLATE, Shield (not shown)	1	1			81	69214	SPRING, Latch			1	1
62	69425	PLUG	1	1	1	1	82	69213	SPRING, Main, Band			1	1
63	69407	RETAINER	1	1	1	1	83	69184	SPRING, Pump, Oil	1	1	1	1
64	69217	ROD, Latch			1	1	84	93025	SPROCKET	1	1	1	1
65	69157	ROLLER, Strip, Crankpin (12)	1	1	1	1	85	69137	STICKER	1	1	1	1
66	69454	SEAL, Oil, Cap	1	1	1	1	86	69117	SUPPORT, Mount, Shock	2	2	2	2
67	101114A	SCREW, FIL-HD, 8-32 x 1.75,					87	66668	SWITCH, ON/OFF	1	1	1	1
		Adjusting, Bar, Guide	1	1	1	1	88	69196	TANK ASSY, Fuel, Includes:	1	1	1	1
68	69160	SCREW, FIL-HD, 10-16 x .88, Housing	7	7	7	7	-1	66944	FILTER, Fuel	1	1	1	1
69	69447	SCREW, FIL-HD, 10-24 x .50,					-2	68682A	TUBE, Pickup, Fuel	1	1	1	1
		Mounting, Muffler	3	3	3	3	-3	68995	WASHER	1	1	1	1
70	63961	SCREW, PAN-HD, 8-32 x .50,					89	69197	TANK ASSY, Oil, Includes:	1	1	1	1
		Cover, Carburetor	1	1	1	1	-1	69147	FITTING, Oil	1	1	1	1
71	66851	SCREW, Mounting, Coil, Magneto	2	2	2	2	-2	69422	PICKUP, Oil	1	1	1	1
72	68781	SEAL, Felt	1	1	1	1	-3	68682B	TUBE, Pickup, Pressure	2	2	2	2
73	69162	SEMS, HEX-SOC, .25-20 x .88,					-4	66729	VALVE	1	1	1	1
		Crankcase	3	3	3	3	90	69164	TUBE, Pickup, Oil	1	1	1	1
		Cylinder	4	4	4	4	91	69199	TERMINAL, Ground, Switch	1	1	1	1
74	69442	SEMS, HEX, Washer, 10-24 x 2.22,					92	69400	TERMINAL, Ground	1	1	1	1
		Mounting, Carburetor	2	2	2	2	93	69119	THROTTLE, Control, Trigger	1	1	1	1
75	69401	*SEMS, FIL-HD, 10-24 x .44,					94	69398	WASHER, Bar, Guide	1	1	1	1
		Plate, Shield (not shown)	1	1			95	69165	WASHER, Clutch, Inside	1	1	1	1
		Rear, Mount, Shock, Plate	1	1	1	1	96	69187	WASHER, Retainer, Cover, Carburetor	1	1	1	1
		Sticker	2		2	2	97	69166	WASHER, Sprocket, Outside	1	1	1	1
76	65217	SEMS, PAN-HD, 6-32 x .31,					98	69167	WASHER, Thrust, Main, Crankshaft	1	1	1	1
		Box, Breaker	2	2	2	2	99	69406	WIRE, Ground, (Green)	1	1	1	1
							100	69185	WIRE, Switch, (black)	1	1	1	1

\* = For colored parts use correct color suffix letter  
 C = Red      E = Orange      S = Blue

MODEL	SPROCKET	GUIDE BAR	CHAIN
	Part NO.	Part NO.	Part NO.
Yardmaster	93025	90494	91342
100	93025	90494	91342
200	93025	90512	91342
300	93025	90513	91346
400	93025	90513	91346
Job Master	93025	90512	91342
Outdoorsman II	93025	90513	91346
Sportsman II	93025	90517	91348
		Type	Length
		Hard Nose	12"
		Hard Nose	12"
		Sprocket Nose	12"
		Sprocket Nose	14"
		Sprocket Nose	14"
		Sprocket Nose	12"
		Sprocket Nose	14"
		Sprocket Nose	16"